



30 April 2022



Gill Lakin
Fund manager

EF Brompton Global Opportunities Fund

An EF Brompton Multi-Manager OEIC sub-fund

Investment objective

To achieve long-term capital growth with the flexibility to invest in all major asset classes.

Key facts

Fund size	£16.3 million
Launch date	8 November 2012
Launch price	100p
IA sector and benchmark	Flexible Investment
Base currency	Sterling
Valuation point	Noon

B Shares (Retail)

Price at 30/4/22	202.70p
Minimum investment	£1,000
Minimum top-up	£500
Minimum regular savings	£100
Investment management fee	0.75%
Initial charge	2%
Total expense ratio	1.69%

I Shares (Institutional)

Price at 30/4/22	197.87p
Minimum investment	£100,000
Minimum top-up	£10,000
Investment management fee	1%
Total expense ratio	1.94%

ACD admin charge	0.25%
Ex-dividend date	1 August
Income distribution date	30 September
Structure	OEIC sub-fund
Year end	31 July
B SEDOL code	B7MHL6
B ISIN code	GB00B7MHL666
I SEDOL code	B6STGZ7
I ISIN code	GB00B6STGZ75

Fund manager's commentary

Global equities fell 3.48% in sterling, with bigger falls in some overseas markets masked by sterling weakness against the dollar. High inflation, monetary tightening and slowing economic growth hurt sentiment. US technology stocks and global growth stocks more broadly underperformed, falling 8.93% and 6.83% respectively in sterling. Within the EF Brompton Global Opportunities Fund, Polar Capital Global Technology fell 9.87%. Equities in Europe excluding the UK fell 1.65% in sterling but BlackRock European Dynamic and Martin Currie Unconstrained fell 7.89% and 7.35% respectively because of their growth-stock bias. In Japan, where equities fell 4.11% in sterling, Lindsell Train Japanese Equity, down 1.63%, outperformed but Baillie Gifford Japanese Smaller Companies fell 8.87%. Global bonds fell 0.87% in sterling while UK government bonds, investment-grade corporate bonds and high-yield bonds fell 2.84%, 3.15% and 2.03% respectively. Schroder Strategic Credit fell 1.99%. The dollar strengthened 4.87% against sterling as the Federal Reserve remained hawkish while oil rose 10.07% in sterling as the Ukraine war exacerbated undersupply. BlackRock Natural Resources Growth & Income proved defensive, down 0.23%. With gold proving a safe haven, the iShares Physical Gold exchange-traded commodity rose 3.19% but the iShares Gold Producers exchange-traded fund (ETF) fell 3.07%. UK equities outperformed, rising 1.00% because of the London market's energy-sector bias, but smaller stocks fell 1.72%. Among the portfolio's UK equity holdings, the iShares FTSE 100 ETF rose 0.73% but Artemis UK Special Situations fell 2.45%. The EF Brompton Global Opportunities Fund fell 2.74%† in April while the sector fell 2.09%.

Financial data source: Refinitiv 30 April 2022 † B Acc shares

Portfolio breakdown *

UK fixed income
Schroder Strategic Credit

Alternative
3i Infrastructure
Man GLG UK Absolute Value
BlackRock European Absolute Alpha

Property
TR Property

UK equity
Man GLG Income
Artemis UK Special Situations
Liontrust Special Situations
iShares Core FTSE 100
Aberforth UK Small Companies

Europe ex-UK equity
Martin Currie European Unconstrained
BlackRock European Dynamic
Janus Henderson European Smaller Companies

US equity
iShares Core S&P 500
iShares Core S&P 500 Financials

Japanese equity
Lindsell Train Japanese Equity
T Rowe Price Japanese Equity
Baillie Gifford Japanese Smaller Companies

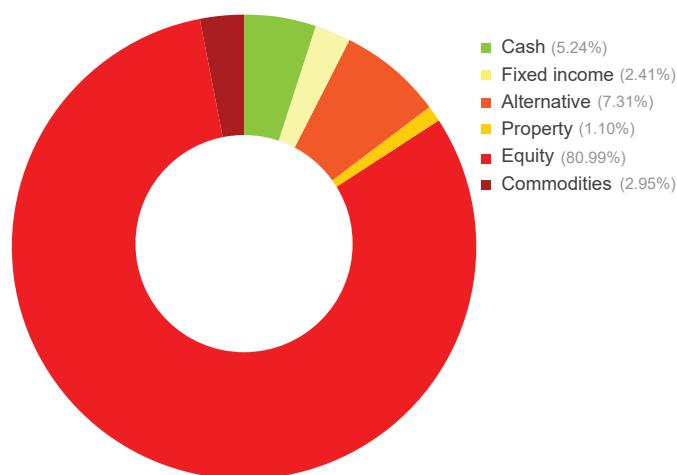
Pacific ex-Japan equity
Schroder Asian Total Return
Matthews Asia ex Japan Dividend
Baillie Gifford Pacific

Emerging market equity
Goldman Sachs Emerging Markets Equity
Vietnam Enterprise Investments

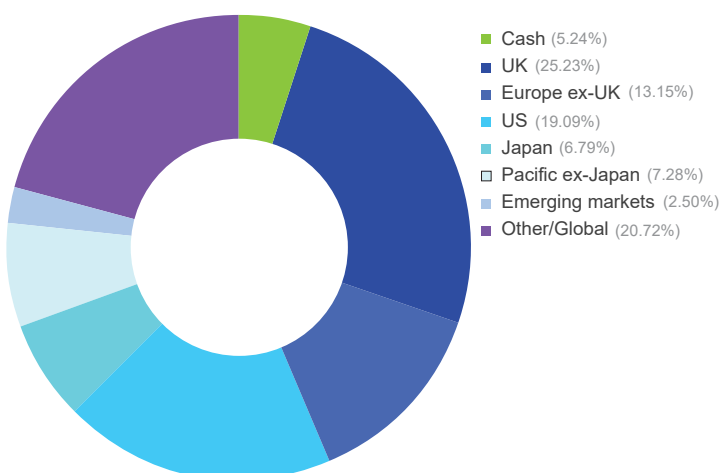
Global Equity
BlackRock Natural Resources Growth & Income
Xtrackers MSCI World Health Care
Polar Capital Global Technology
iShares Gold Producers

Commodities
iShares Physical Gold

Asset allocation



Geographic allocation



* excluding cash

Please see overleaf for performance and other important information



Investment policy

The Fund will typically invest a minimum of 80% of its net asset value in collective investment schemes, exchange traded funds and unregulated collective investment schemes.

The Fund may also invest in investment trusts (and similar instruments), other transferable securities, money-market instruments, fixed income instruments, deposits and foreign exchange contracts. Investments will not be confined by industrial, economic or geographical sector.

Although the Fund will usually be invested across a range of asset classes, in certain market conditions, the Investment Manager may decide to hold up to 100% in equity markets. This would be for a limited period and only in exceptional circumstances.

The Fund may also hold, on a temporary basis, all or part of its assets in cash or other ancillary liquid assets.

The Fund may utilise derivatives for the purposes of efficient portfolio management (typically hedging, including investing in hedged share classes, which attempts to mitigate against falls in the value of the Fund's assets and the effects of changes in currency exchange rates against the Fund's base currency, which is pounds sterling).

The Fund's benchmark is IA Flexible Investment. This represents a comparator benchmark because the Fund's performance can be compared to funds which also sit within this industry sector.

For further information please visit our website at www.bromptonam.com



Dynamic Planner risk ratings are independently calculated by Distribution Technology, whose scale ranges from '1 – lowest risk' to '10 – highest risk'. Brompton Asset Management does not influence or control these ratings or the methodology used to assess risk. Brompton cannot, therefore, guarantee their accuracy or that these risk ratings will not change.

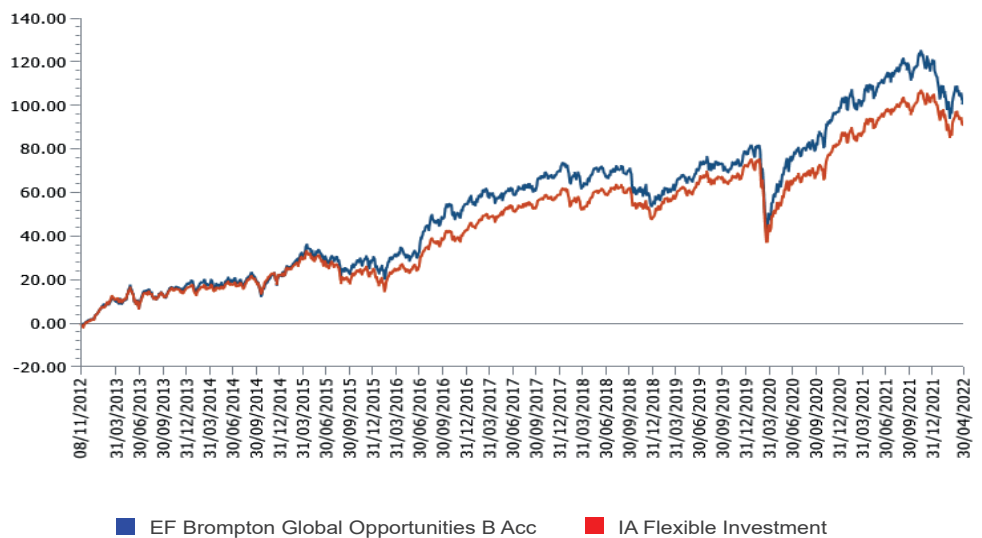
EF Brompton Global Opportunities Fund (continued)

An EF Brompton Multi-Manager OEIC sub-fund

Performance

Percentage growth, 8 November 2012 to 30 April 2022

EF Brompton Global Opportunities B Acc v IA Flexible Investment since launch



Source: Lipper, NAV-NAV, sterling, net income reinvested

Past performance is not an indicator of future performance

Discrete period performance (%)	Year to 30 Apr 2022	Year to 30 Apr 2021	Year to 30 Apr 2020	Year to 30 Apr 2019	Year to 30 Apr 2018
EF Brompton Global Opportunities B Acc	-3.09	27.88	-2.53	0.32	6.41
IA Flexible Investment	-0.40	24.54	-4.44	3.26	5.78
Quartile ranking	3	2	2	4	2

Cumulative performance (%) to 30 April 2022	1 month	3 months	6 months	12 months	Since launch
EF Brompton Global Opportunities B Acc	-2.74	-0.69	-6.94	-3.09	102.70
IA Flexible Investment	-2.09	-0.86	-4.25	-0.40	92.71
Quartile ranking	3	2	3	3	2

Source: Lipper, NAV-NAV, sterling, net income reinvested

1st quartile means the fund is ranked in the top 25% of funds in its sector

Important information

For full details of the fund and its risks please refer to the prospectus or Key Investor Information and Supplementary Information Document, which can be found on the Brompton Asset Management website, www.bromptonam.com. The value of assets and income generated from them may fall as well as rise. Investors may not get a steady income flow and, on disposal, may not receive all their capital back.

Past performance is not an indicator of future performance.

Brompton is not authorised to give investment advice. Please obtain professional advice before making an investment decision. Issued by Brompton Asset Management Ltd, which is a limited company registered in England and Wales under registered number 06866020 and is authorised and regulated by the Financial Conduct Authority. Registered office: 1 Knightsbridge Green, London, SW1 7QA. WAY Fund Managers Limited is the authorised corporate director (ACD) of the EF Brompton Multi-Manager Fund range and is authorised and regulated by the Financial Conduct Authority. Registered office: Cedar House, 3 Cedar Park, Cobham Road, Wimborne, Dorset, BH21 7SB.