



Gill Lakin
Fund manager

FP Brompton Global Growth Fund

An FP Brompton Multi-Manager OEIC sub-fund

Investment objective

To achieve long-term capital growth

Key facts

Fund size	£9.1 million
Launch date	24 January 2014
Launch price	100p
IA sector	Mixed Investment 40-85% Shares
Base currency	Sterling
Valuation point	Noon

B Shares (Retail)

Price at 29/02/16	107.04p
Minimum investment	£1,000
Minimum top-up	£500
Minimum regular savings	£100
Investment management fee	0.75%
Initial charge	2%
Total expense ratio	1.90%

I Shares (Institutional)

Price at 29/02/16	106.30p
Minimum investment	£100,000
Minimum top-up	£10,000
Investment management fee	1%

ACD admin charge	0.25%
Ex-dividend date	1 August
Income distribution date	30 September
Structure	OEIC sub-fund
Year end	31 July
B SEDOL code	BG6LVX8
B ISIN code	GB00BG6LVX82
I SEDOL code	BG6LVY9
I ISIN code	GB00BG6LVY99

Fund manager's commentary

Stockmarket volatility remained elevated as a further 4.77% oil price decline compounded deflation fears. Safe-haven assets rose; UK gilts gained 1.39% and the dollar rose 1.79% against sterling. Dollar exposure within the FP Brompton Global Growth Fund fell as the Schroder European holding was increased at the expense of dollar-hedged share class of the UBS EMU exchange-traded fund (ETF). Gold gained 12.58% in sterling as the prospect of further US monetary tightening receded. Global equities gained 1.09% in sterling, fuelled by the dollar's rise. Fundsmith and Artemis Global Income gained 5.69% and 4.13% respectively as the oil price fall benefited global consumer stocks. The yen gained 9.17% against sterling despite the Bank of Japan's late-January introduction of negative interest rates on some deposits. The Tokyo stockmarket fell 1.03% in sterling but Morant Wright Nippon Yield outperformed, rising 0.85%. Lindsell Train Japanese Equity was added, replacing GLG Japan CoreAlpha. The pound weakened as the Brexit referendum date was announced and political jockeying began. UK equities gained 0.92%. Investments in UK equity funds that should benefit from increased export market competitiveness following sterling weakness account for 31.37% of the portfolio. Purchases of Schroder SmallCap Discovery and the iShares Emerging Markets Dividend ETF increased the portfolio's investment in emerging market equities in anticipation of some respite from the twin headwinds of weak commodity prices and a strong dollar, which have depressed returns from these markets in recent years. The FP Brompton Global Growth Fund gained 1.95%† in February while the sector rose 1.56%.

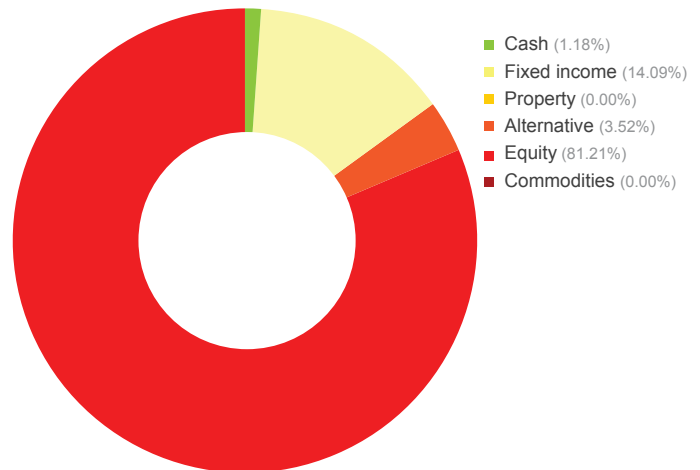
Financial data source: Thomson Reuters 29 February 2016. † B Acc shares

Portfolio breakdown *

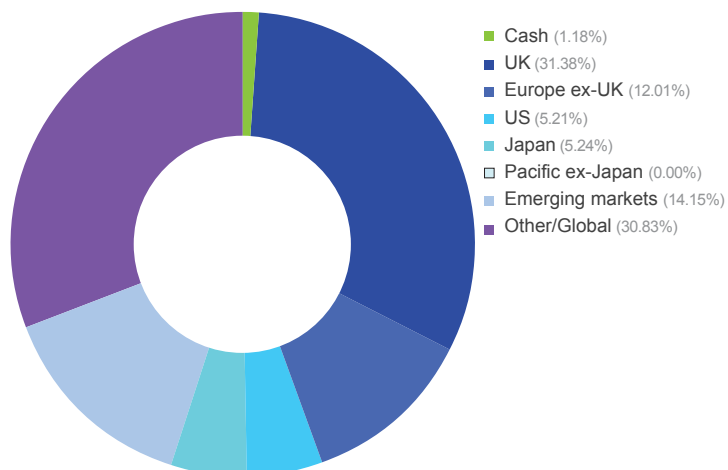
Global fixed income	iShares Global Inflation Linked Bond
Alternative equity	F&C Real Estate Equity Long/Short
UK equity	GLG Undervalued Assets CF Lindsell Train UK Equity Liontrust Special Situations
Europe ex-UK equity	Schroder European WisdomTree Europe Small Cap Dividend
US equity	iShares Core S&P 500
Japanese equity	CF Morant Wright Nippon Yield Lindsell Train Japanese Equity
Emerging market equity	Schroder Small Cap Discovery Stewart Investors Indian Subcontinent iShares Emerging Markets Dividend
Global equity	Fundsmith Equity Artemis Global Equity Income

* excluding cash and cash funds

Asset allocation



Geographic allocation



Please see overleaf for performance and other important information



BROMPTON
ASSET MANAGEMENT

Investment policy

The Fund will invest mainly in collective investment schemes, exchange traded funds and unregulated collective investment schemes (which include limited partnerships) and may also include transferable securities (including investment trusts and similar instruments), money-market instruments, fixed income instruments, deposits and foreign exchange contracts.

It is expected that equity funds will typically make up the most significant part of the Fund's assets, with the aim of achieving the Fund's objective. However, investments will not be confined to any particular sector.

The Fund may also hold, on a temporary basis, all or part of its assets in cash or other ancillary liquid assets. The Fund may utilise derivatives for the purposes of efficient portfolio management.

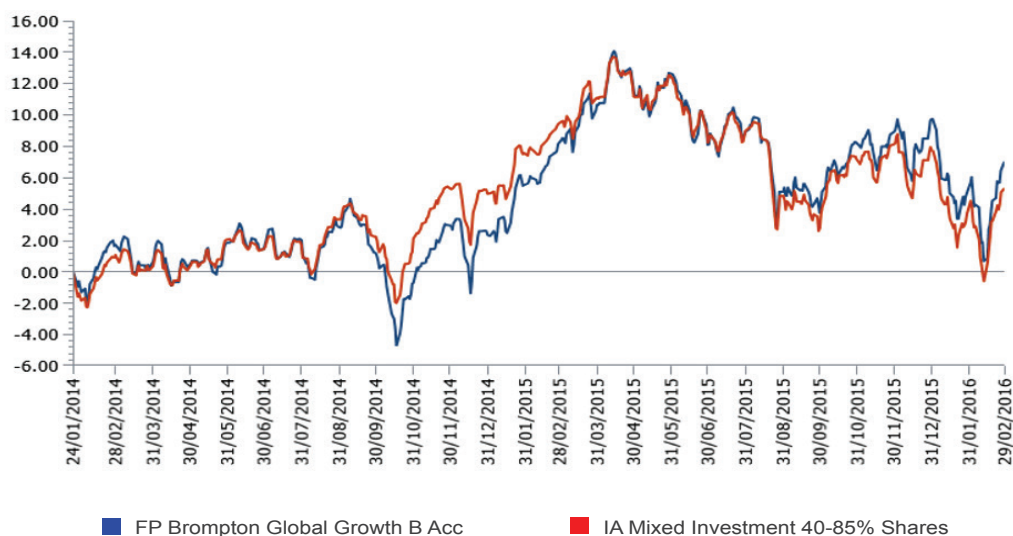
FP Brompton Global Growth Fund (continued)

An FP Brompton Multi-Manager OEIC sub-fund

Performance

Percentage growth, 24 January 2014 to 29 February 2016

FP Brompton Global Growth B Acc v IA Mixed Investment 40-85% Shares since launch



Source: Lipper, NAV-NAV, sterling, net income reinvested
Past performance is not an indicator of future performance

Discrete period performance (%)	Year to 29 Feb 2016	Year to 28 Feb 2015
FP Brompton Global Growth B Acc	-1.03	6.33
IA Mixed Investment 40-85% Shares	-3.72	8.24
Quartile ranking	1	4

Cumulative performance (%) to 29 February 2016	1 month	3 months	6 months	12 months	Since launch
FP Brompton Global Growth B Acc	1.95	-1.73	1.86	-1.03	7.04
IA Mixed Investment 40-85% Shares	1.56	-2.57	0.46	-3.72	5.36
Quartile ranking	2	2	1	1	2

Source: Lipper, NAV-NAV, sterling, net income reinvested
1st quartile means the fund is ranked in the top 25% of funds in its sector

Important information

For full details of the fund and its risks please refer to the prospectus or simplified prospectus, which can be found on the Brompton Asset Management website, www.bromptonam.com. The value of assets and income generated from them may fall as well as rise. Investors may not get a steady income flow and, on disposal, may not receive all their capital back. Past performance is not an indicator of future performance.

Brompton is not authorised to give investment advice. Please obtain professional advice before making an investment decision. Issued by Brompton Asset Management LLP, which is a limited liability partnership registered in England and Wales under registered number OC349309 and is authorised and regulated by the Financial Conduct Authority. Registered office: 1 Knightsbridge Green, London, SW1X 7QA. Fund Partners Limited (formerly IFDS Managers Limited) is the authorised corporate director (ACD) of the FP Brompton Multi-Manager Fund range and is authorised and regulated by the Financial Conduct Authority. Registered office: Cedar House, 3 Cedar Park, Cobham Road, Wimborne, Dorset BH21 7SB.

For further information please visit our website at www.bromptonam.com