



Gill Lakin
Fund manager

EF Brompton Global Growth Fund

An EF Brompton Multi-Manager OEIC sub-fund

Investment objective

To achieve long-term capital growth

Key facts

Fund size	£16.5 million
Launch date	24 January 2014
Launch price	100p
IA sector	Mixed Investment
	40-85% Shares
Base currency	Sterling
Valuation point	Noon

B Shares (Retail)

Price at 31/1/18	138.88p
Minimum investment	£1,000
Minimum top-up	£500
Minimum regular savings	£100
Investment management fee	0.75%
Initial charge	2%
Total expense ratio	1.87%

I Shares (Institutional)

Price at 31/1/18	137.27p
Minimum investment	£100,000
Minimum top-up	£10,000
Investment management fee	1%
Total expense ratio	2.12%

ACD admin charge	0.25%
Ex-dividend date	1 August
Income distribution date	30 September
Structure	OEIC sub-fund
Year end	31 July
B SEDOL code	BG6LVX8
B ISIN code	GB00BG6LVX82
I SEDOL code	BG6LVY9
I ISIN code	GB00BG6LVY99

Fund manager's commentary

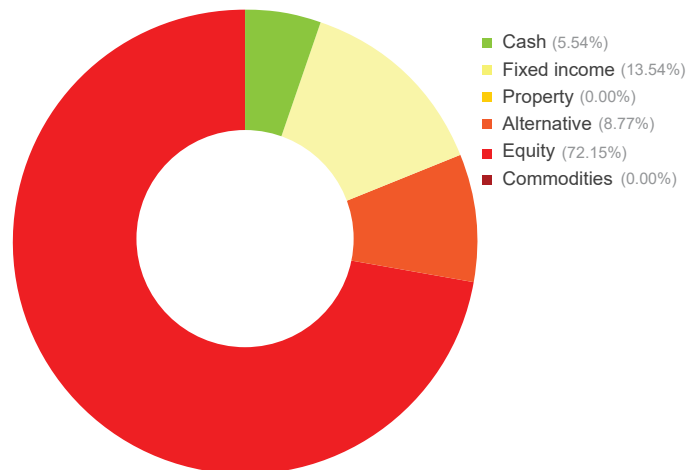
Global bonds fell 3.74% in sterling as the pound strengthened 5.12% against the dollar. The impact of President Trump's fiscal stimulus on an already strong US economy may hasten the pace of future interest rate rises. UK bond yields rose and UK government bonds and corporate bonds fell 2.05% and 0.66% respectively. All of the EF Brompton Global Growth Fund's bond fund holdings, however, rose against the trend. The sterling-hedged Templeton Emerging Markets Bond holding did best, returning 2.54%. Global equity markets rose 0.51% in sterling, with equities in emerging markets and Asia Pacific excluding Japan outperforming, up 3.06% and 2.33% respectively in sterling. The portfolio had a high weighting in these markets but all the holdings lagged. Goldman Sachs India Equity was the portfolio's worst performer, down 3.94% as the rupee fell 4.54% against sterling. The stronger pound proved a headwind for UK equities, which lagged, falling 1.98%, with smaller stocks faring particularly badly, down 3.06%. All the portfolio's UK equity holdings outperformed, however, with Schroder Recovery, which has a "value" approach to investing, doing best, up 1.25%. Value managers may continue to outperform as inflation and interest rates rise. Equities in Europe excluding the UK outperformed, rising 1.14% in sterling as the European Central Bank maintained its ultra-loose monetary policy although its president, Mario Draghi, highlighted the eurozone's improving economic prospects. The JP Morgan European Smaller Companies investment trust did best, returning 3.33%. The EF Brompton Global Growth Fund gained 0.67%† in January while the sector gained 0.11%.

Financial data source: Thomson Reuters 31 January 2018. † B Acc shares

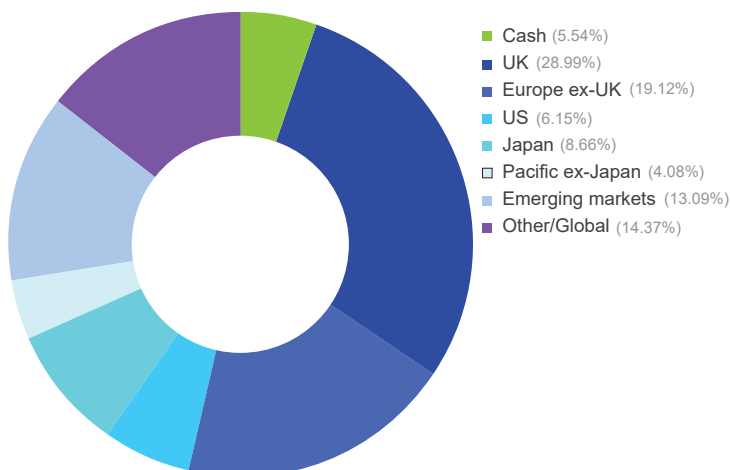
Portfolio breakdown *

- UK fixed income**
M&G UK Inflation Linked Corporate Bond
- Global fixed income**
Templeton Emerging Markets Bond (£-hedged)
Royal London Short Duration Global High Yield Bond
Legg Mason Western Asset Macro Opportunities Bond
- Alternative**
Trojan
Man GLG UK Absolute Value
Smith & Williamson Enterprise
- UK equity**
Schroder Recovery
Liontrust Special Situations
SPDR FTSE UK All Share
Aberforth UK Small Companies
- Europe ex-UK equity**
Schroder European
WisdomTree Europe SmallCap Dividend
Fidelity Germany
JP Morgan European Smaller Companies
- US equity**
SPDR S&P US Financials
- Japanese equity**
Lindsell Train Japanese Equity
GLG Japan CoreAlpha (£-hedged)
- Pacific ex-Japan equity**
Hermes Asia ex Japan Equity
- Emerging market equity**
Goldman Sachs India Equity
Goldman Sachs Emerging Markets Equity
- Global equity**
RobecoSAM Smart Materials

Asset allocation



Geographic allocation



* excluding cash and cash funds

Please see overleaf for performance and other important information



Investment policy

The Fund will invest mainly in collective investment schemes, exchange traded funds and unregulated collective investment schemes (which include limited partnerships) and may also include transferable securities (including investment trusts and similar instruments), money-market instruments, fixed income instruments, deposits and foreign exchange contracts.

It is expected that equity funds will typically make up the most significant part of the Fund's assets, with the aim of achieving the Fund's objective. However, investments will not be confined to any particular sector.

The Fund may also hold, on a temporary basis, all or part of its assets in cash or other ancillary liquid assets. The Fund may utilise derivatives for the purposes of efficient portfolio management.

For further information please visit our website at www.bromptonam.com

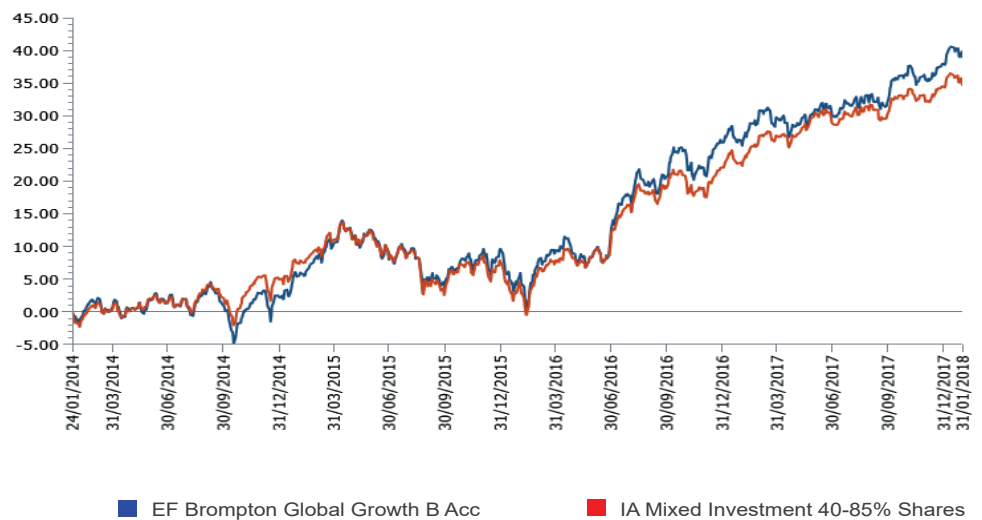
EF Brompton Global Growth Fund (continued)

An EF Brompton Multi-Manager OEIC sub-fund

Performance

Percentage growth, 24 January 2014 to 31 January 2018

EF Brompton Global Growth B Acc v IA Mixed Investment 40-85% Shares since launch



Source: Lipper, NAV-NAV, sterling, net income reinvested

Past performance is not an indicator of future performance

Discrete period performance (%)	Year to 31 Jan 2018	Year to 31 Jan 2017	Year to 31 Jan 2016	Year to 31 Jan 2015
EF Brompton Global Growth B Acc	9.98	20.28	-0.52	6.93
IA Mixed Investment 40-85% Shares	9.60	18.35	-3.50	9.54
Quartile ranking	2	2	1	4

Cumulative performance (%) to 31 January 2018	1 month	3 months	6 months	12 months	Since launch
EF Brompton Global Growth B Acc	0.67	1.84	5.65	9.98	32.28
IA Mixed Investment 40-85% Shares	0.11	1.18	3.59	9.60	29.71
Quartile ranking	1	1	1	2	1

Source: Lipper, NAV-NAV, sterling, net income reinvested

1st quartile means the fund is ranked in the top 25% of funds in its sector

Important information

For full details of the fund and its risks please refer to the prospectus or simplified prospectus, which can be found on the Brompton Asset Management website, www.bromptonam.com. The value of assets and income generated from them may fall as well as rise. Investors may not get a steady income flow and, on disposal, may not receive all their capital back.

Past performance is not an indicator of future performance.

Brompton is not authorised to give investment advice. Please obtain professional advice before making an investment decision. Issued by Brompton Asset Management LLP, which is a limited liability partnership registered in England and Wales under registered number OC349309 and is authorised and regulated by the Financial Conduct Authority. Registered office: 1 Knightsbridge Green, London, SW1X 7QA. WAY Fund Managers Limited is the authorised corporate director (ACD) of the EF Brompton Multi-Manager Fund range and is authorised and regulated by the Financial Conduct Authority. Registered office: Cedar House, 3 Cedar Park, Cobham Road, Wimborne, Dorset BH21 7SB.