


Gill Lakin
Fund manager

Sean Standen

WAY Global Cautious Portfolio

An OEIC managed by
Brompton Asset Management

Fund manager's commentary

UK equities rose 2.27%, outperforming global equity markets, which gained 1.59% in sterling. Demand for some sterling-denominated assets rose as the perceived risk of a no-deal Brexit diminished. As a result, the pound strengthened 3.43% and 1.11% respectively against the yen and dollar. The WAY Global Cautious Portfolio benefited from its relatively-high holdings in UK equity funds although all the holdings lagged. GLG Undervalued Assets, up 2.07%, came closest to matching its benchmark. The Federal Reserve's "patient" approach to monetary tightening supported riskier assets despite signs that global economic growth may slow in 2019. Safe-haven assets such as global bonds and UK government bonds, however, fell 1.67% and 0.95% respectively in sterling although sterling corporate bonds rose 0.20%. Within the portfolio, Schroder Strategic Credit and M&G UK Inflation Linked Corporate Bond outperformed, returning 1.07% and 0.57% respectively. The global bond allocation changed, with Goldman Sachs Global Strategic Income Bond added and the holding in the iShares \$ Treasury Bond 1-3 Years exchange-traded fund sold. Goldman Sachs Yen Liquid Reserves was the worst performer among significant holdings, down 3.31% as the yen fell against sterling in response to investors' increased risk appetite, while GLG Japan Core Alpha, down 3.05%, was also conspicuously weak. Fundsmith Equity did best, rising 4.44% as it benefitted from its holdings in US technology stocks, which rose 4.18% in sterling. Within the alternative holdings, Man GLG European Mid-Cap Equity did best, returning 0.97%. The WAY Global Cautious Portfolio rose 0.53%† in February while the sector gained 0.55%.

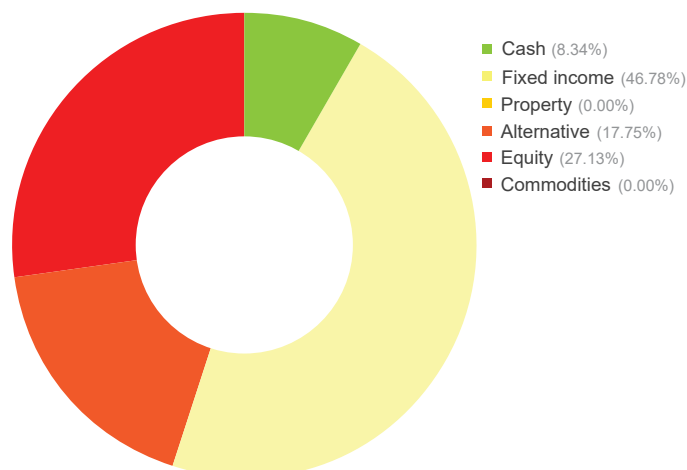
Financial data source: Thomson Reuters 28 February 2019. † E Acc shares

Portfolio breakdown*

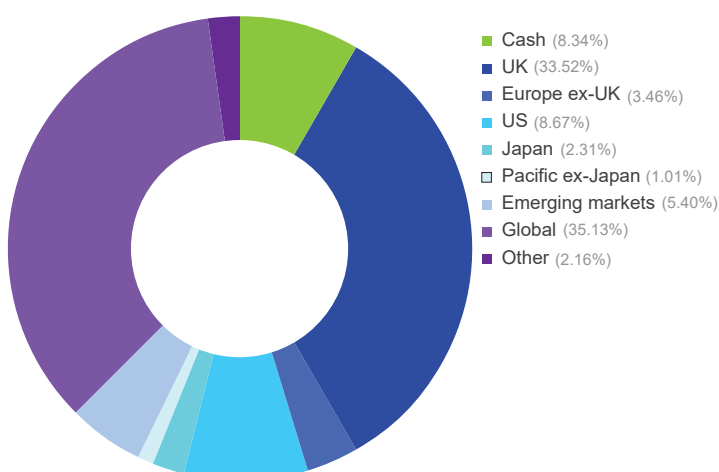
Cash funds	Goldman Sachs ¥ Liquid Reserves
UK fixed income	M&G UK Inflation Linked Corporate Bond Schroder Strategic Credit
Global fixed income	Vanguard Global Short-Term Bond (£-hedged) Vanguard Global Short-Term Bond (\$-hedged) Legal & General Global Inflation Linked Bond (£-hedged) Man GLG Global Emerging Markets Debt Fidelity Global Inflation Linked Bond iShares \$ Treasury Bond 7-10 Yrs Goldman Sachs Global Strategic Income Bond
Alternative	EEA Life Settlements F&C Real Estate Equity Long/Short Trojan Man GLG UK Absolute Value Man GLG European Mid-Cap Equity Alternative Artemis US Absolute Return (£-hedged)
UK equity	Origo Partners Liontrust Special Situations Aberforth UK Small Companies Schroder Recovery Fidelity Index UK GLG Undervalued Assets
Europe ex-UK equity	Schroder European Threadneedle European Smaller Companies BGF Continental European
Japanese equity	Lindsell Train Japanese Equity GLG Japan CoreAlpha
Pacific ex-Japan equity	BlackRock Asian Growth Leaders
Emerging market equity	RWC Global Emerging Markets
Global equity	Lindsell Train Global Equity Fundsmith Equity

* excluding cash

Asset allocation



Geographic allocation



Investment objective

Total investment return against the IA Mixed Investment 0-35% Shares Index through conservative investment in a diversified portfolio of collective investment schemes, investment trusts, other listed securities, cash or near cash, deposits and money market instruments over a three-year rolling period.

Key facts

Fund size	£51.3 million
IA sector	Mixed Investment
	0-35% Shares
	Sterling
Base currency	Noon
Valuation point	28 February 2005
Launch date	

The fund is managed with a 0% target yield.

T Income Shares

Launch date	15 January 2013
Launch price	100p
Price at 28/02/19	114.34p
Minimum investment	£5,000
Minimum regular savings	N/A
Investment management fee	1.30%
Initial charge	2%
Total expense ratio	2.17%
Year end	31 March
Distribution date	31 May
Structure	OEIC
SEDOL code	B99NHW3
ISIN code	GB00B99NHW38

T class shares are for use within the WAY IHT plans.

E Income & Accumulation Shares

Launch date	15 January 2013
Launch price	100p
E Inc price at 28/02/19	116.78p
E Acc price at 28/02/19	116.90p
Minimum investment	£5,000
Minimum regular savings	£100
Investment management fee	1.00%
Initial charge	2%
Total expense ratio	1.87%
Year end	31 March
Distribution date	31 May
Structure	OEIC
Inc SEDOL code	B96XS01
Inc ISIN code	GB00B96XS018
Acc SEDOL code	B971ZJ2
Acc ISIN code	GB00B971ZJ29

E class shares are available for direct fund investment. For information, please ring the dealing line, 01202 855856.

Please see overleaf for performance and other important information

Investment objective & policy

The objective of the company is total investment return against the IA Mixed Investment 0-35% Shares Index through conservative investment in a diversified portfolio of collective investment schemes, investment trusts, other listed securities, cash or near cash, deposits and money market instruments over a three-year rolling period. Capital invested in the company is at risk and there is no guarantee that the investment objective will be met over the three-year rolling period or in respect of any other period.

Subject to the requirements of the regulations, the portfolio will normally remain fully invested. There will, however, be no restrictions on the underlying content of the investments held, in terms of investment type, geographical or economic sector, other than those imposed by the regulations, meaning that the investment adviser has the absolute discretion to weight the portfolio towards any investment type or sector, including cash, at any time. Unregulated collective investment schemes may be used up to the full extent permitted by the regulations. The portfolio will be actively managed. Derivatives will not be used. Currency hedging transactions may be used where appropriate, and borrowing will be permitted on a temporary basis under the terms of the regulations.

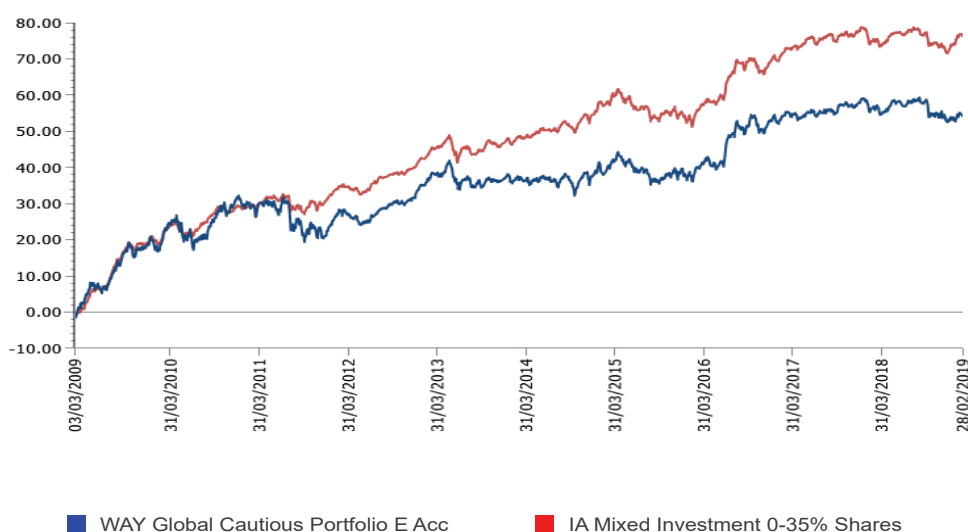
WAY Global Cautious Portfolio (continued)

An OEIC managed by
Brompton Asset Management

Performance†

Percentage growth from 10 years to 28 February 2018

WAY Global Cautious Portfolio E Acc* v IA Mixed Investment 0-35% Shares



Discrete period performance (%)	Year to 28 Feb 2019	Year to 28 Feb 2018	Year to 28 Feb 2017	Year to 28 Feb 2016	Year to 28 Feb 2015
WAY Global Cautious Portfolio E Acc	-1.86	1.60	10.33	0.34	1.40
IA Mixed Investment 0-35% Shares	0.34	1.79	11.08	-1.89	6.48
Quartile ranking	4	2	3	1	4

Cumulative performance (%) to 28 February 2019	1 month	3 months	6 months	12 months	10 years
WAY Global Cautious Portfolio E Acc	0.53	-0.71	-2.80	-1.86	53.84
IA Mixed Investment 0-35% Shares	0.55	1.27	-1.07	0.34	75.15
Quartile ranking	3	4	4	4	4

*Source: Lipper, NAV-NAV, sterling. The E Accumulation share class launched on 15 January 2013. Performance history prior to that date is that of the B Acc share class. The backdated performance is based upon the actual returns of the B Acc share class with no alteration for differing fee levels between these share classes.

† Brompton took over management of the fund on 20 December 2013.

Past performance is not an indicator of future performance.

Important information

For full details of the fund and its risks please refer to the prospectus or Key Investor Information and Supplementary Information Document, which can be found on the Brompton Asset Management website, www.bromptonam.com. The value of assets and income generated from them may fall as well as rise. Investors are unlikely to receive income and, on disposal, may not receive all their capital back. Past performance is not an indicator of future performance.

Brompton is not authorised to give investment advice. Please obtain professional advice before making an investment decision. Issued by Brompton Asset Management LLP, which is a limited liability partnership registered in England and Wales under registered number OC349309 and is authorised and regulated by the Financial Conduct Authority. Registered office: 1 Knightsbridge Green, London, SW1X 7QA. WAY Investment Services Limited is the Distributor of the Fund and is an appointed representative of Investment & Tax Advisory Services who is authorised and regulated by the Financial Conduct Authority. Registered Office: 3 Cedar Park, Cobham Road, Wimborne, Dorset, BH21 7SB.

For further information including details of all share classes please visit our website at www.bromptonam.com